



Appendix A


Photographs of Test Setup




Power Line Conducted Emission




Conducted Emission (Telecommunication Ports)




Radiated Emission Below 1 GHz




Radiated Emission Above 1 GHz




Voltage Fluctuations and Flicker




Electrostatic Discharge




RF Electromagnetic Field (80MHz to 6 000MHz)



Fast Transients Common Mode



RF Common Mode (0.15 MHz to 80MHz)



Surges



Voltage Dips and Interruptions